

Virtual Zero



R184 40.2K

A+12

8

U15B TL062CDT

7

5

+

GND

4

A-12

OpAmp shared with Envelope Amout

PT48 Filter Out

Mixer_out

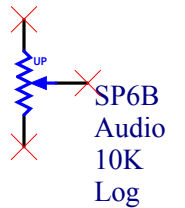
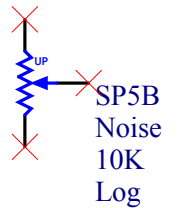
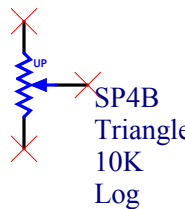
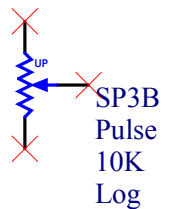
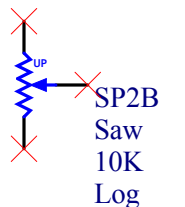
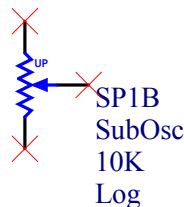
A+12

C46 100nF

GND

C47 100nF

A-12



Tuning:
Adjust resistors for each level
(trust your ears, not the scope)

Feedback Pot is located on VCA Schematic sheet



Design : Mixer.SchDoc Schematics	ARTURIA & Yves USSON	Details of this schematic are subject to change without notice. Any modification to any MiniBrute will immediately void its warranty. Arturia or any of its affiliates will not accept responsibility for any damages, personal loss or injury that may result from any modification to the device.		PAGE 6 / 15
		Project : miniBrute 13001 - AnalogBoard		Revision : F Public Release